


JAW CRUSHER BB 100, BB 200



GRINDING

RETSCH jaw crushers are suitable for the rough crushing and pre-crushing of medium-hard, hard, brittle and hard-ductile materials. With their level of performance and safety, they are ideal for preparing samples both in laboratories and industrial plants.

A distinguishing feature of the RETSCH jaw crushers is the capability to adjust the gap to any desired width from 0 to 20 or 30 mm. This is your guarantee for output grain size matched exactly to the requirements at hand. In contrast to units where the width is adjusted in discrete steps, it is also possible to reset the zero point to compensate for wear, and that means output which is always exactly uniform.

Robust design, simple operation and cleaning are further features.

Both crushers can be used in intermittent mode for small sample quantities, and in continuous mode for larger quantities.


ADVANTAGES

- large throughput
- high crushing performance
- infinite gap adjustment
- scale of gap width indication
- very economical
- high final fineness
- hinged safety hopper with quick-release
- brake motor with safety switch
- easy cleaning of crushing chamber
- 2-year guarantee, design to CE specifications

PERFORMANCE FEATURES

Use	Crushing	
Feed material	medium-hard, brittle, hard-ductile	
Feed grain size	BB 100 < 50mm	BB 200 < 90mm
Final fineness	BB 100 ca. 1mm	BB 200 ca. 2mm
Sample volume / throughput	BB 100 2 l / 200 kg/h	BB 200 5 l / 300 kg/h

JAW CRUSHER BB 100, BB 200



Jaw crusher type BB 100

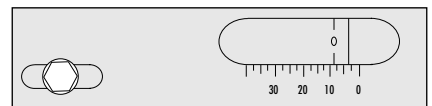
RETSCH jaw crushers conform to CE safety directives and have proved themselves thousands of times throughout the world.

Retsch

RETSCH jaw crushers crush medium-hard, hard, brittle and hard-ductile materials with degrees of hardness up to 10 according to Mohs. For example, bakelite, bauxite, concrete, chemical raw materials, ores, rocks, glass, ceramics, coal, coke, corundum, artificial resins, alloys, quartz, salts, chamotte, slags, cement clinker and many other substances can be crushed from coarse to fine quickly and gently.

The crushers are specially designed for the preparation of laboratory samples, but they can also be used to make samples and product in small quantities in industrial plants.

With the type BB 100 the jaw opening width is 60 x 60 mm and the maximum feed size 50 mm. The type BB 200 has a jaw opening width of 100 x 100 mm and a maximum feed grain size of 90 mm. The gap width can, according to model, be infinitely adjusted from 0 to 20 and 0 to 30 mm respectively and read off.

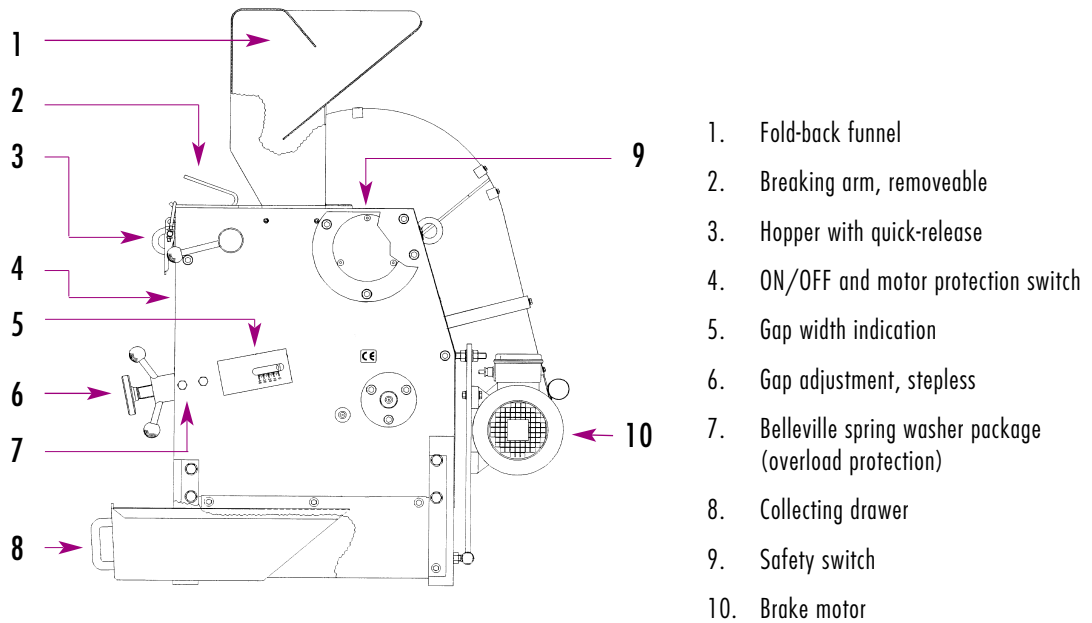


With a maximum feed size and a minimum gap width, the degree of crushing (feed size to end fineness) is up to 50:1. The throughput and end fineness depend on the model type, the gap width set and the crushing properties of the feed material. The feed funnel cannot be reached into and can be simply hinged open for a fast cleaning of the grinding chamber.

A safety switch and brake motor ensure immediate shut-down if the unit is incorrectly opened or switched on. The fixed crushing arm can be removed easily for cleaning and jaw replacement.

The crushed material is collected in a drawer with a capacity of 2 and 5 litres respectively. In the case of larger quantities and free discharge downwards, one can work without a drawer.

POWER PACKAGES WITH CONVENIENCE AND SAFETY



Jaw crusher type BB 200

SELECTION OF CRUSHERS AND CRUSHING JAWS

The crusher type is selected primarily according to the feed grain size and the feed quantity. With grain sizes up to 90 mm, larger quantities and difficult-to-crush materials such as ferrochrome, the BB 200 can be recommended, and for grain sizes up to 50 mm and small quantities the BB 100.


Crushing jaws are available in 3 materials:

- manganese steel
- stainless steel
- tungsten carbide

• Tungsten carbide is the most abrasion-resistant and purest material, but in many cases jaws of manganese steel are adequate.

• Stainless steel can be recommended when the feed material to be expected is not too hard and could form rust.

• The side wearing plates are of stainless steel as standard.



Crushing jaws in various designs

MATERIAL BASE COMPOSITION

Crushing jaws:	manganese steel	85% Fe, 13% Mn, 1,5% C, 0,5% Si
	stainless steel	66,8% Fe, 19,5% Cr, 10% Ni, 2% Si, 1,5% Mn
	tungsten carbide	92% WC, 8% Co
Wearing plates	stainless steel	84,5% Fe, 19% Cr, 10,5% Ni, 2% Mn, 1% Si
	tungsten carbide	90% WC, 10% Co

ORDERING DATA

JAW CRUSHER TYPE BB 100	Article No.
Type BB 100 for 3 x 400 V, 50 Hz, jaws of manganese steel	20.052.0001
Type BB 100 for 3 x 400 V, 50 Hz, jaws of stainless steel	20.052.0004
Type BB 100 for 3 x 400 V, 50 Hz, jaws of tungsten carbide	20.052.0007
Type BB 100 for 230 V, 50 Hz, jaws of manganese steel	20.052.0003
Type BB 100 for 230 V, 50 Hz, jaws of stainless steel	20.052.0006
Type BB 100 for 230 V, 50 Hz, jaws of tungsten carbide	20.052.0009

SPARE PARTS FOR BB 100	Article No.
Spare breaking jaws of manganese steel, 1 pair	22.048.0001
Spare breaking jaws of stainless steel, 1 pair	22.048.0002
Spare breaking jaws of tungsten carbide, 1 pair	22.048.0003
Spare wearing plates of stainless steel, 1 pair	22.711.0002
Wearing plates of tungsten carbide, 1 pair	22.711.0005
V belts, 1 set (3 items)	22.351.0002

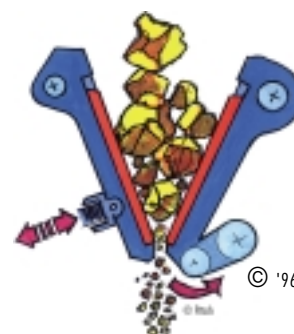
JAW CRUSHER TYPE BB 200	Article No.
Type BB 200 for 3 x 400 V, 50 Hz, jaws of manganese steel	20.053.0001
Type BB 200 for 3 x 400 V, 50 Hz, jaws of stainless steel	20.053.0002
Type BB 200 for 3 x 400 V, 50 Hz, jaws of tungsten carbide	20.053.0003
Type BB 200 for 230 V, 50 Hz, jaws of manganese steel	20.053.0007
Type BB 200 for 230 V, 50 Hz, jaws of stainless steel	20.053.0008
Type BB 200 for 230 V, 50 Hz, jaws of tungsten carbide	20.053.0009

ESPAE PARTS FOR BB 200	Article No.
Spare breaking jaws of manganese steel, 1 pair	22.048.0004
Spare breaking jaws of stainless steel, 1 pair	22.048.0005
Spare breaking jaws of tungsten carbide, 1 pair	22.048.0006
Wearing plates of tungsten carbide, 1 pair	22.711.0003
V belts, 1 set (3 items)	22.351.0003

Jaw crushers with different voltages and other sizes available on request.

CHARACTERISTIC NOISE VALUES (Noise measurement DIN 45635-31-01-KL3)

Workplace-related emission value	$L_{pA \text{ eq}} = 84 \text{ dB}$	
Sample material: marble, feed size:	BB 100: 40-50 mm	BB 200: 40-80 mm



BB 100 & BB 200 TECHNOLOGY

RETSCH jaw crushers are forced-feed crushers. The feed material passes through the safety hopper into the grinding chamber. Crushing takes place in the wedge-shaped shaft between the fixed crushing arm and that moved by an eccentric shaft. With the elliptical motion, the feed material is crushed, conveyed downward and collected in the collecting drawer.

The fixed, adjustable crushing arm can be moved towards the movable arm by means of a spindle. This infinite gap adjustment with scale ensures an optimum setting corresponding to the feed material and the desired end fineness. A Belleville spring washer integrated in the spindle adjustment mechanism provides extra overload protection in addition to the motor protection switch.

The drive mechanism works via V belts using a robust brake motor with 0.75 and 1.5 kW rated power respectively. The large belt pulley is at the same time a flywheel and ensures smooth and powerful running.

MASS AND WEIGHT

Type	BB 100
W x H x D	320 x 960 x 800 mm
Weight	approx.. 137 kg (net)
Type	BB 200
W x H x D	450 x 1160 x 900 mm
Weight	ca. 300 kg (net)

RETSCH GmbH & Co. KG
 Rheinische Straße 36 · D - 42781 Haan
 Postfach 15 54 · D - 42759 Haan
 Tel.: (0 21 29) 55 61-0
 Fax: (0 21 29) 87 02
 E-mail: info@retsch.de

Retsch

RETSCH offers a comprehensive programme of equipment for sample preparation of solids. Just ask for information on our crushers, mills, sample dividers, sieving machines, feeders, mixers, cleaning and drying devices. You will receive all documents free of charge and without obligation.

Technical modifications reserved

99.053.0001/E
 Printed in Germany 08/96